

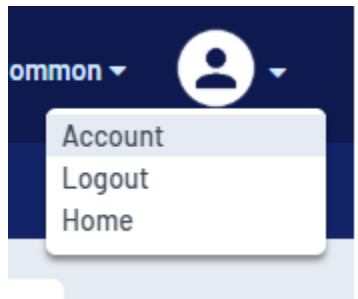
Volunteering

Thank you for considering being a Volunteer with Garden City Softball Little League.

Before you start you can expect to need a scan/photo of the following:

- photo id
- ABUSE training ([LL University](#))
- Any other training you may have completed (e.g diamond leadership training)

- 1- Open web page gcsll.org
- 2- Login
- 3- Click Account (upper Right)

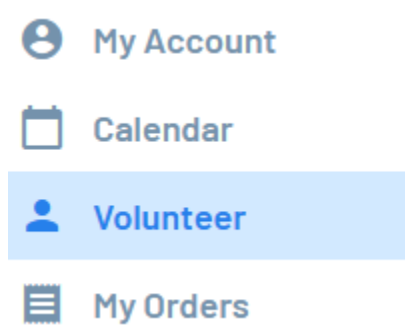


OR

Click My Account button



- 4- Click Volunteer from left side



5- Click Find Volunteer Roles

 **Find Volunteer Roles**

6- Click View Divisions in the appropriate Program

Programs

1  2026 - Spring Garden City Softball Little League

View Divisions

7- Select the appropriate Division you want to Coach in (League Volunteer if you wish to be a league wide volunteer)

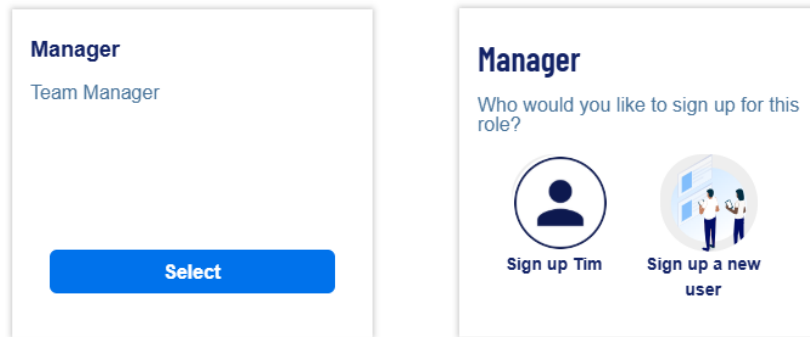
Select Divisions:

- ☐ Farm B (Progressive T-BALL) - Little League Softball - Girls
- ☒ Minor B - Coach/Machine Pitch - Little League Softball - Girls
- ☐ Minor A - Player Pitch - Little League Softball - Girls
- ☐ Major/Minor - Little League Softball - Girls
- ☐ Senior Sandlot - Little League Softball - Girls
- ☐ League Volunteer

8- Click on View Selected Opportunities button

View Selected Opportunities

- 9- Select appropriate/desired roles and then Click Add to add yourself. Those with given roles may be able to sign up a new user.



- 10- Clicking on Continue will open the volunteer information gathering page where you will be asked to complete the form. Things to consider/expect
- ALL fields require an entry. If there is no entry or explanation necessary, **YOU MUST ENTER "N/A" IN THE BOX.**
 - You are affirming you have viewed and understand Little League Policies
 - Upload of photo id and ABUSE training files

Finalize form and Click on Continue. The information will be validated and submitted for league approval. You will get a confirmation email with instructions to look for background check email.